

# Detector Safety Factsheet

**Prior to your tenancy commencing, Hjaltland Housing Association will ensure that detectors are maintained in accordance with the manufacturer's recommendations.**

Detectors are some of the most important items in your home when it comes to your family's safety. These early warning devices may help alert your family to fire, smoke or carbon monoxide while there is still time to evacuate, but they need to be periodically tested to help ensure proper function.

Once the tenancy commences, tenants must be advised to test the alarms regularly, based on any specific instructions from the alarm's manufacturer.

## What if your alarm doesn't sound or keeps beeping?







If your alarm doesn't sound during testing, or if it starts beeping when it hasn't been tested, this is a sign that something isn't right. The battery may be running low, or the alarm could be approaching the end of its working life. **Contact Hjaltland Housing Association 01595 694986 immediately.**

## A simple habit that protects your home

Weekly testing is a small habit that makes a big difference to keep your home safer, today and in the future.

# 🚨 CHECK IT. PROTECT IT. EVERY TIME. 🚨

Smoke, heat and carbon monoxide detectors save lives.

✔️ SMOKE DETECTOR	✔️ HEAT DETECTOR	✔️ CARBON MONOXIDE (CO) DETECTOR
		
<ul style="list-style-type: none"><li>✔️ Press the test button. You should hear a loud beep.</li><li>📅 Replace every 10 years. Check the date!</li><li>🧹 Keep clean and free of dust.</li></ul>	<ul style="list-style-type: none"><li>✔️ Press the test button. You should hear a beep.</li><li>📅 Replace every 10 years. Check the date!</li><li>📍 Make sure it's in the right location (kitchen, laundry, garage).</li></ul>	<ul style="list-style-type: none"><li>✔️ Press the test button. You should hear a beep.</li><li>📅 Replace every 7 years. Check the date!</li><li>🌊 Make sure it's on every level of your home and near sleeping areas.</li></ul>
 Working smoke alarms give you early warning.	 Heat detectors provide early warning of fire.	 CO is odorless, colorless and can be deadly.



**TAKE A MINUTE.  
MAKE SURE THEY WORK.**



A quick check today  
helps protect everyone, every day.



## What to do if a Carbon Monoxide Detector Sounds Continuously:

- Immediately turn off the cylinder valve
- Extinguish flames
- Open all doors and windows, and evacuate the property
- Do **not** turn light switches on or off, use phones, or light matches
- **Call the emergency services 999**
- **Call your gas supplier Rero** 01595 692807 to make your supply and appliances safe.
- **Contact Hjaltland Housing Association** 01595 694986 to report the incident.

## What to do if a Smoke or Heat Detector Sounds Continuously:

On your egress route:

- Evacuate the property
- Switch off consumer unit
- Close doors and windows on your route out of the property.
- **Call the emergency services 999**
- **Contact Hjaltland Housing Association** 01595 694986 to report the incident.

